



ಬೃಹತ್ ಬೆಂಗಳೂರು ಮಹಾನಗರ ಪಾಲಿಕೆ  
Bruhat Bengaluru Mahanagara Palike



# BBMP COVID-19 WAR ROOM 15.02.2023

BBMP / COVID-19 WAR ROOM / BULLETIN – 1059/ 15.02.2023 / #BBMPfightsCOVID19



# OVERVIEW OF COVID-19 IN BENGALURU



## CASE TRENDS

ACTIVE CASES

83

Confirmed Cases

21

18,77,723<sup>#</sup>

Recovered Cases

12

18,60,649<sup>#</sup>

Death Cases

0

16,991<sup>#</sup>



## HOSPITALIZATION

17

ICU – V

1

ICU

7

HDU

1

General

8

INCLUDES GOVT. QUOTA AND PRIVATE WALK-IN HOSPITALIZATION



## VACCINATION

146

2,06,93,822<sup>#</sup>

First Dose

16

96,89,147<sup>#</sup>

Second Dose

19

95,10,647<sup>#</sup>

Precaution Dose

111

14,94,028<sup>#</sup>



## TRIAGING

MTU

5

Tele Triage

14



## ACTIVE CZs

0

MCZs (< 5 cases)

0

Clusters (> 5 cases)

0



## TESTING

976

3,21,74,086<sup>#</sup>

RAT

387

RTPCR

589

Positivity :1.36%

\*FOR LAST 7 DAYS

# : indicates cumulative numbers till date



# ABSTRACT OF COVID-19 SCENARIO IN BENGALURU



	MALE			FEMALE			TRANSGENDER			TOTAL		
	Last 24 Hours	Last 7 Days	Cumulative	Last 24 Hours	Last 7 Days	Cumulative	Last 24 Hours	Last 7 Days	Cumulative	Last 24 Hours	Last 7 Days	Cumulative
<b>Positive Cases</b>	12	59	11,07,172	9	41	7,70,355	0	0	196	21	100	18,77,723
<b>Recovered Cases</b>	7	51	10,94,795	5	40	7,64,724	0	0	187	12	91	18,60,649
<b>Death Cases</b>	0	0	10,761	0	0	6,226	0	0	4	0	0	16,991
<b>Total Tests Done</b>	<b>In Last 24 hrs. : 976</b>			<b>In last 7 days : 7,377</b>			<b>Cumulative : 3,21,74,086</b>					
<b>Vaccine Doses Administered</b>	<b>In Last 24 hrs. : 146</b>			<b>In last 7 days : 1,494</b>			<b>Cumulative : 2,06,93,822</b>					
<b>ACTIVE CASES</b>									<b>83</b>			

\*Covid deaths occurred today : 00 | Covid deaths occurred beyond last 24hrs., reported today : 00

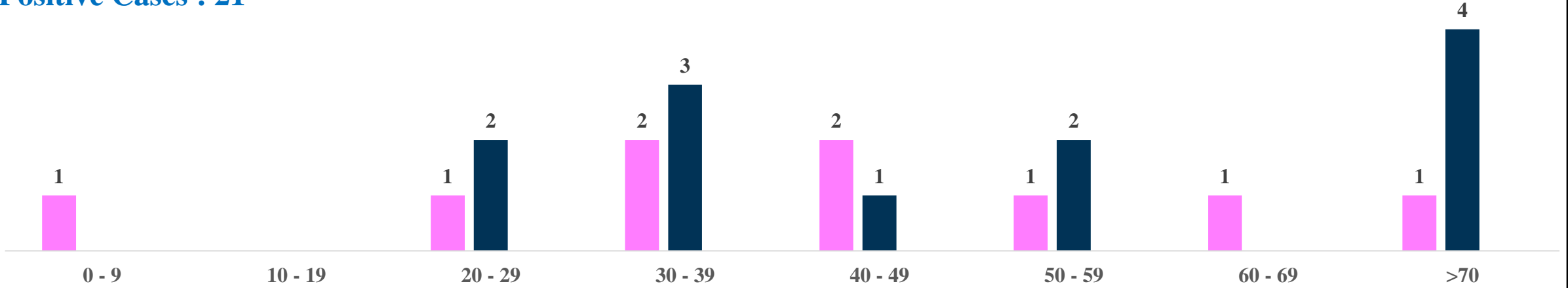


# LAST 24 HOURS AGE GROUP AND GENDER WISE DISTRIBUTION

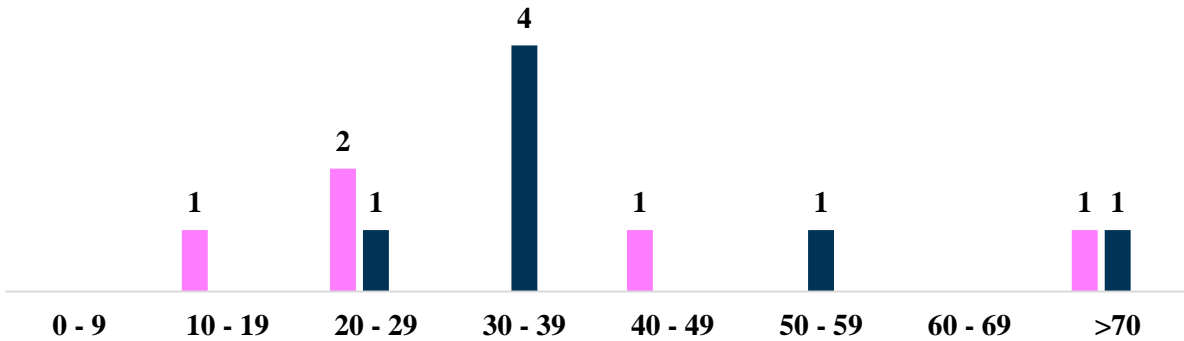


## Positive Cases : 21

Female Male Transgender



## Recovered Cases : 12



## Death Cases : 0

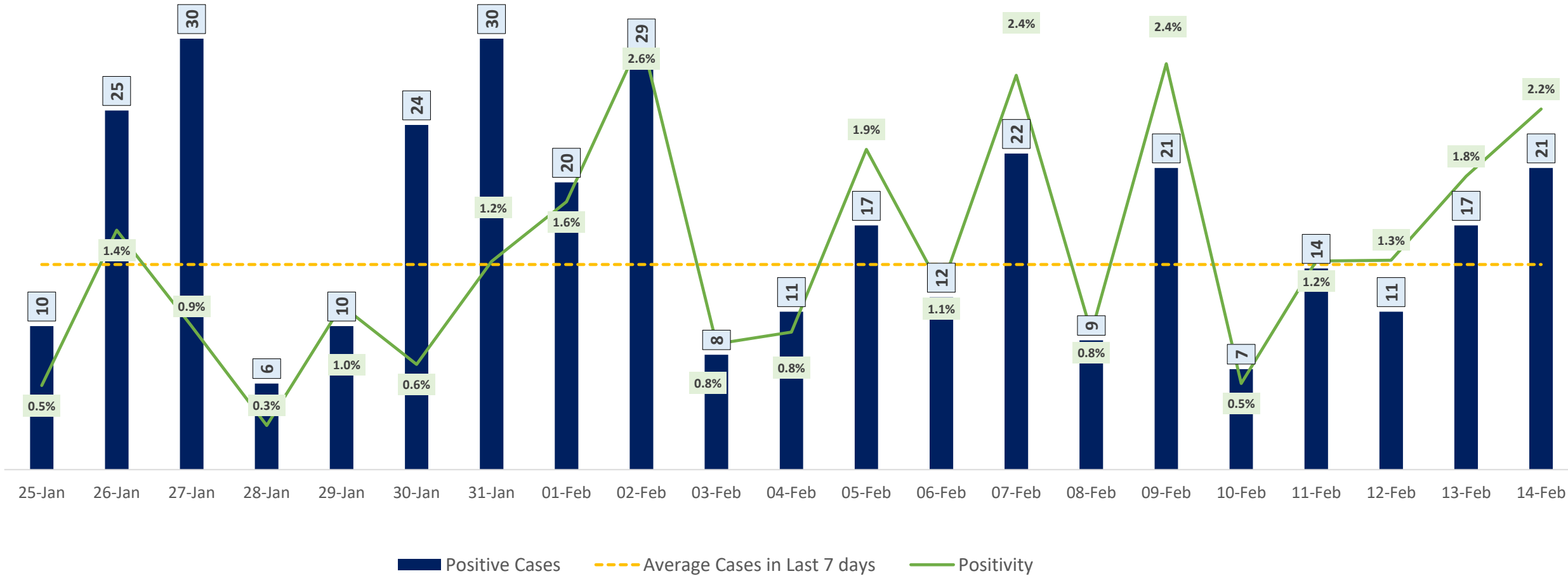
0 to 9 10 to 19 20 to 29 30 to 39 40 to 49 50 to 59 60 to 69 >=70



# POSITIVITY RATE OF BENGALURU – LAST 21 DAYS



Average Cases in Last 7 days : 14

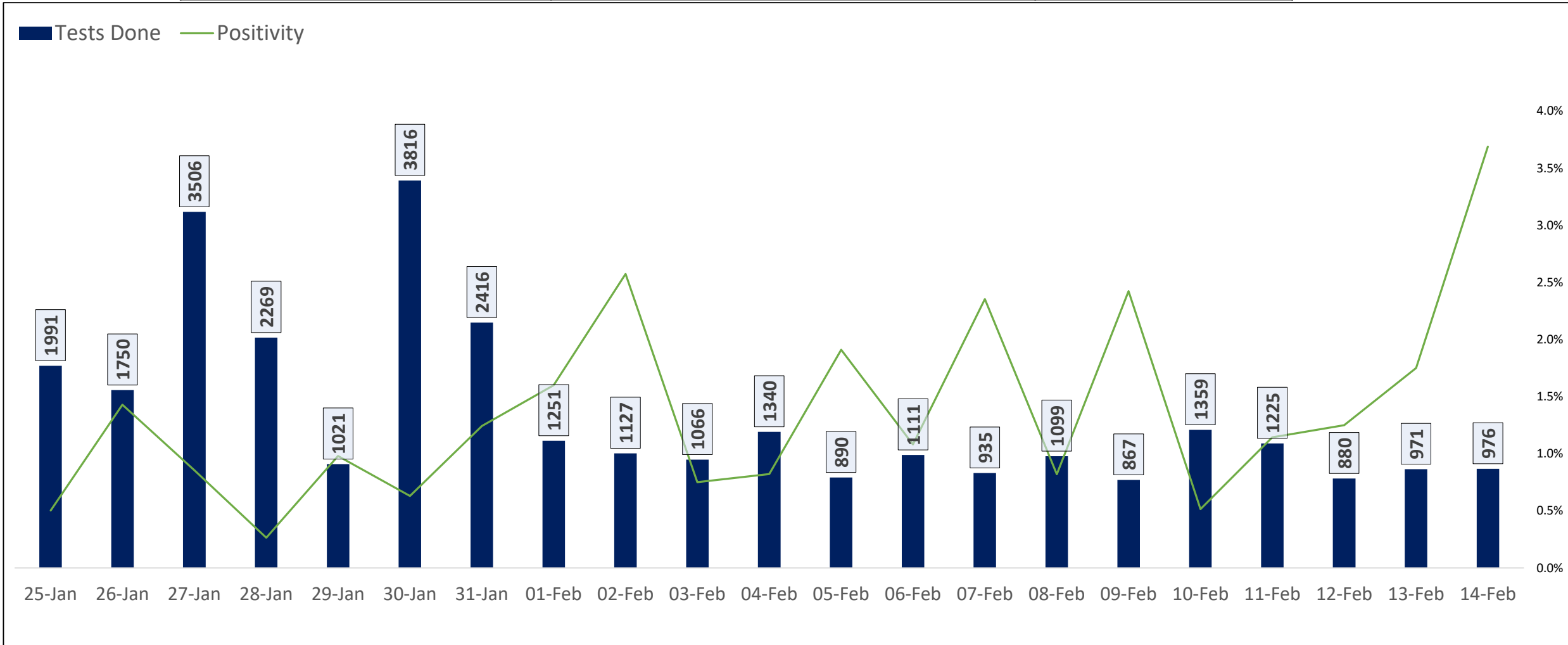




# TESTING TRENDS IN BENGALURU

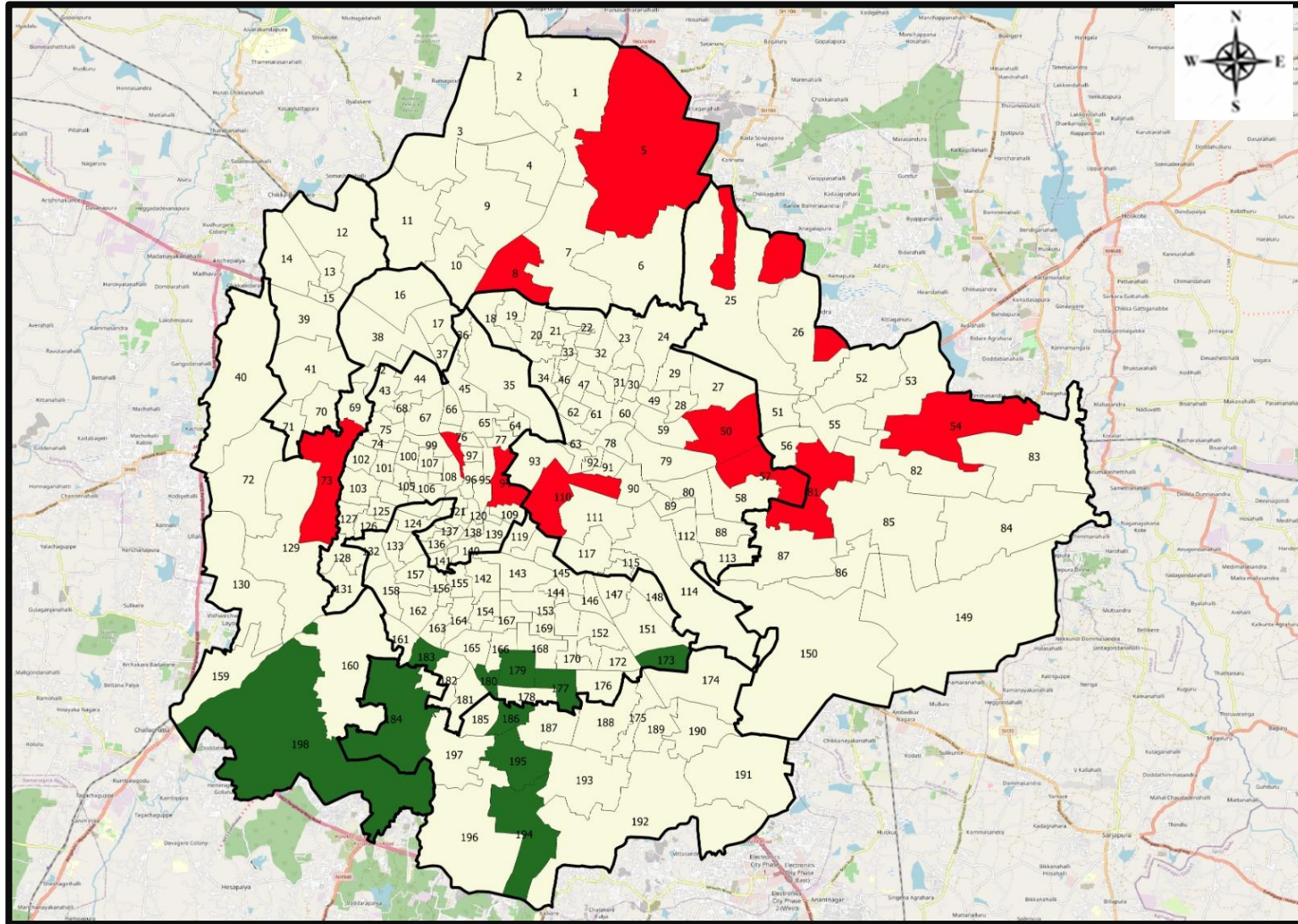


Total Test Conducted Till Date	Test Conducted Last 24 hours	Last 7 Days Average
3,21,74,086	976	1,054





# BENGALURU URBAN MAP SHOWING TREND OF POSITIVE CASES IN LAST 7 DAYS



### Top 10 wards reporting highest number of positive cases in last 10 days

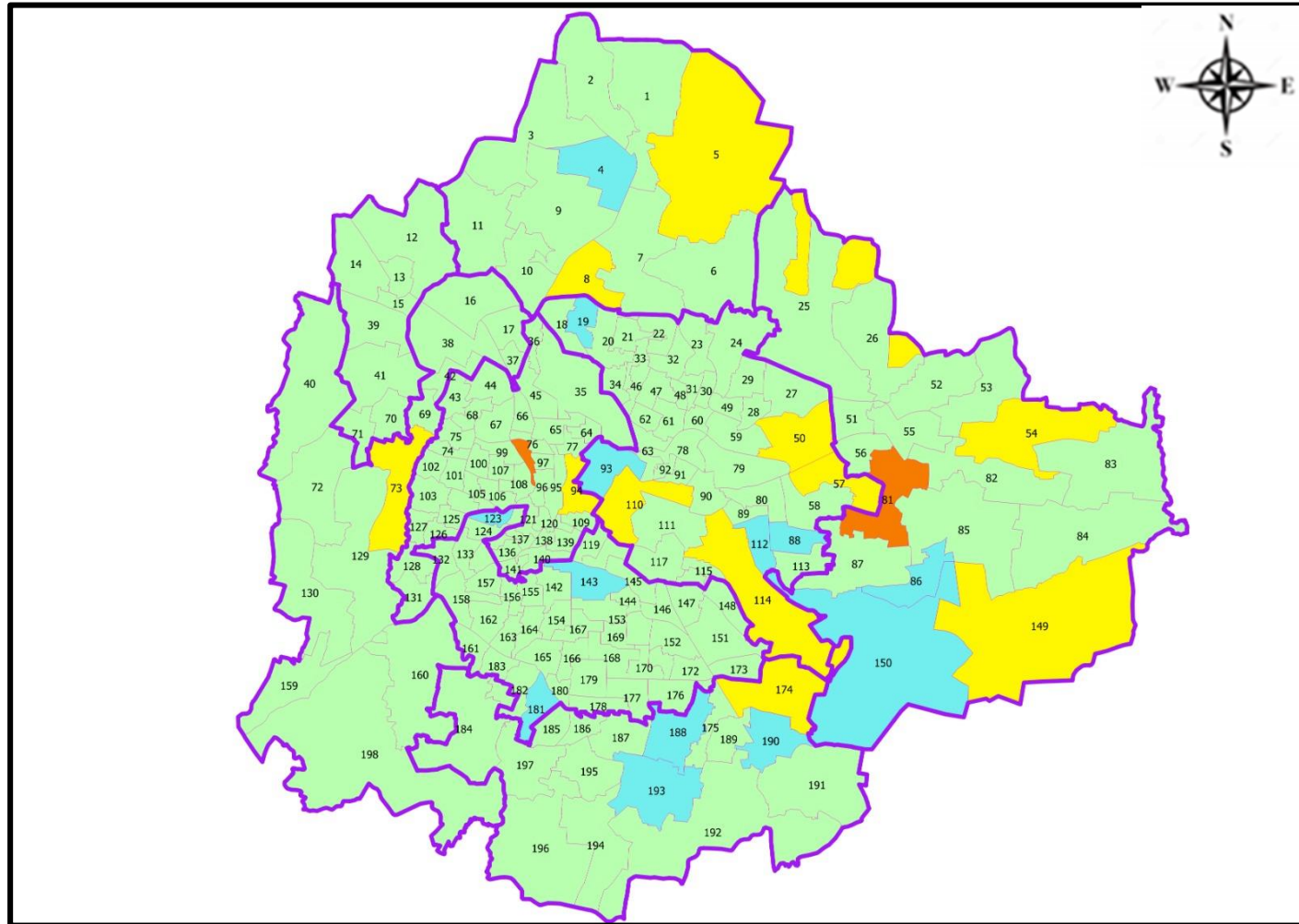
Ward No.	Ward Name	Daily Cases Average
98	Prakash Nagar	1
81	Vijnana Nagar	1
50	Benniganahalli	1
57	CV Raman Nagar	1
73	Kottegepalya	1
5	Jakkuru	1
8	Kodigehalli	1
54	Hudi	1
94	Gandhinagar	1
110	Sampangiram Nagar	1







### Top 10 wards reporting least number of positive cases in last 7 days

Ward No.	Ward Name	Daily Cases Average
198	Hemmigepura	0
195	Konanakunte	0
194	Gottigere	0
186	Jaraganahalli	0
184	Uttarahalli	0
183	Chikkalsandra	0
180	Banashankari Temple Ward	0
179	Shakambari Nagar	0
177	J P Nagar	0
173	Jakkasandra	0



# BENGALURU MAP SHOWING INTENSITY OF POSITIVE CASES IN LAST 7 DAYS



-  Level 1 : 0 to 1 Cases
-  Level 2 : 1 to 3 Cases
-  Level 3 : 3 to 5 Cases
-  Level 4 : 5 to 10 Cases
-  Level 5 : More than 10 Cases
-  Zone Boundaries

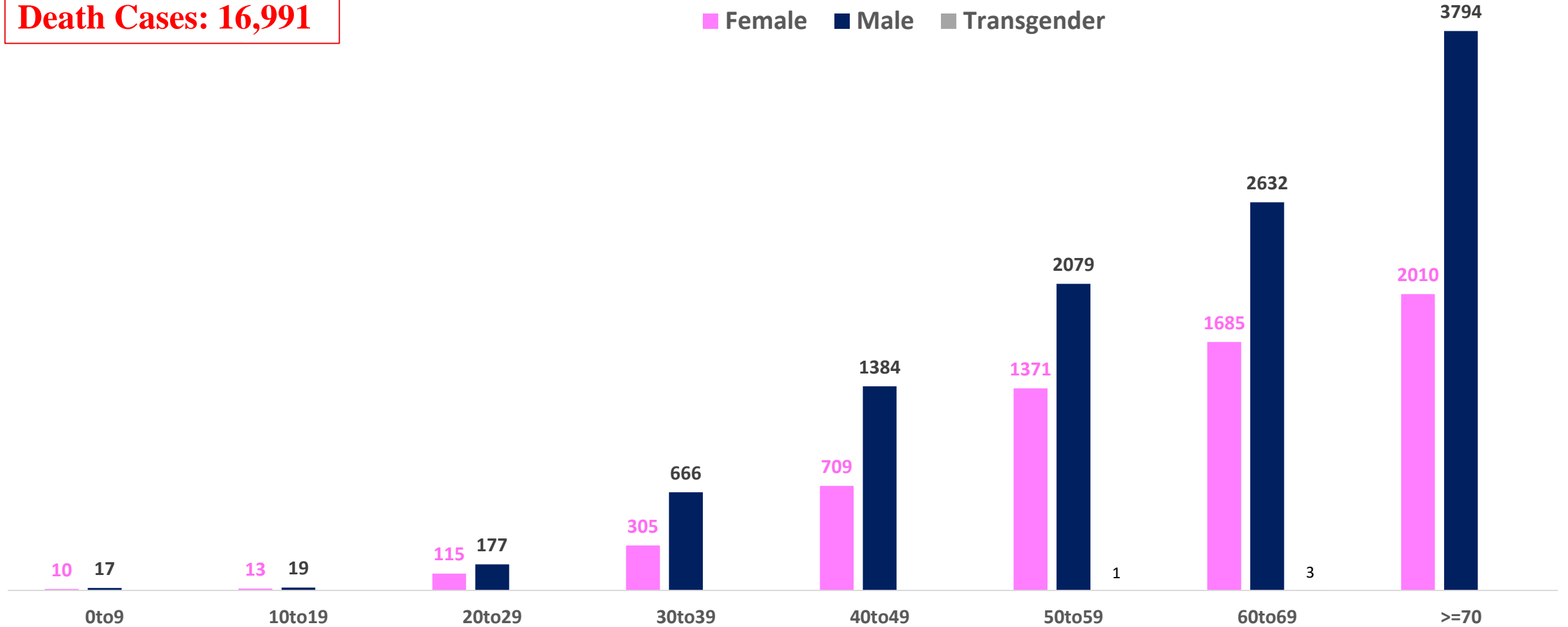




# AGE AND GENDER WISE DISTRIBUTION OF DEATH CASES



**Death Cases: 16,991**





# COVID-19 SCENARIO IN BENGALURU AND OTHER METROPOLITIAN CITIES



CITY NAME	Positive Cases	Active Cases	Recovered	Deceased	Vaccine Doses Administered
New Delhi	20,07,377	10	19,80,845	26,522	3,73,17,328
Bengaluru*	18,77,723	83	18,60,649	16,991	2,37,78,980
Mumbai	11,54,329	12	11,34,570	19,747	2,21,34,555
Chennai	7,93,255	9	7,84,175	9,071	1,13,96,462

Source : <https://dashboard.cowin.gov.in/> at 5:00pm (15.02.2023)  
Source : <https://www.covid19bharat.org/> at 5:00pm (15.02.2023)

\*includes BBMP & Bengaluru Urban



# SNAPSHOT OF COVID-19 CASES IN BENGALURU URBAN



**Total Wards With  
0 Cases\* :  
133**

**Tests Conducted  
on 14.02.2023:  
976**

**Recovery  
Rate\*:  
99.09%**

**Total  
Active Cases :  
83**

**Total Vaccinated  
on 14.02.2023:  
146**

**Positivity  
Rate\* :  
1.36%**

**Active  
Rate\*:  
0.00%**

**Case  
Fatality Rate\* :  
0.00%**





\*Total positive cases In the past 7 days

\*CFR and positivity is for Past 7 days



ಬೃಹತ್ ಬೆಂಗಳೂರು ಮಹಾನಗರ ಪಾಲಿಕೆ  
Bruhat Bengaluru Mahanagara Palike



<b>Download BBMP Bulletin</b>	<a href="https://apps.bbmpgov.in/covid19/mediabulletin.php">https://apps.bbmpgov.in/covid19/mediabulletin.php</a>
<b>To register for vaccination :</b>	<a href="https://selfregistration.cowin.gov.in/">https://selfregistration.cowin.gov.in/</a>
<b>BBMP COVID19 Dashboard:</b>	<a href="https://apps.bbmpgov.in/covid19/">https://apps.bbmpgov.in/covid19/</a>
<b>Follow us on:</b>	 <a href="http://www.facebook.com/bbmp.comm1/">www.facebook.com/bbmp.comm1/</a>
	 <a href="https://twitter.com/BBMPCOMM">twitter.com/BBMPCOMM</a>
	  <a href="https://www.instagram.com/BBMPSplHealth">BBMPSplHealth</a>

Issued by:

Honorable Chief Commissioner, BBMP  
Special Commissioner Health, BBMP  
MD, Bengaluru Smart City Limited

**THANK YOU !**

